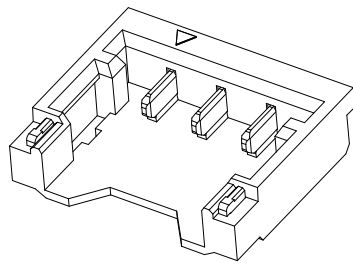


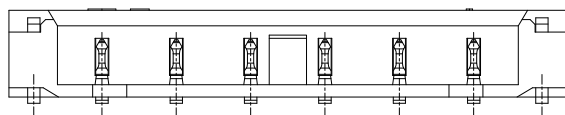
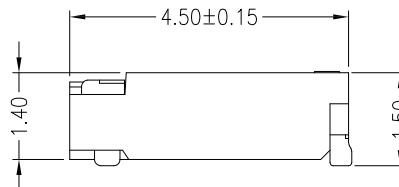
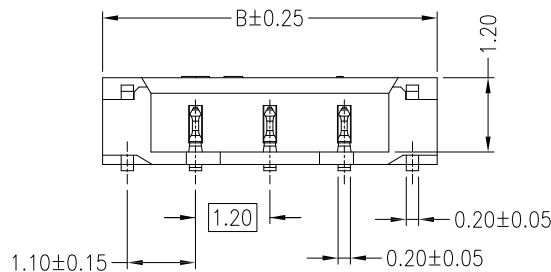
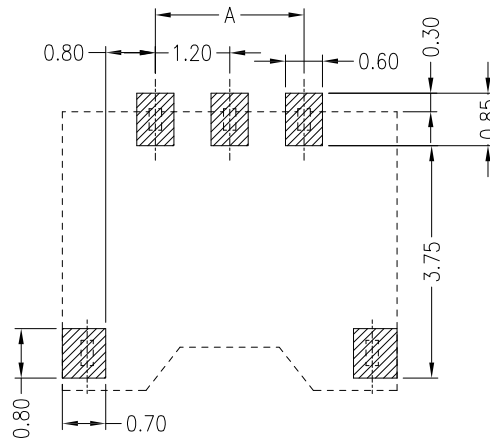
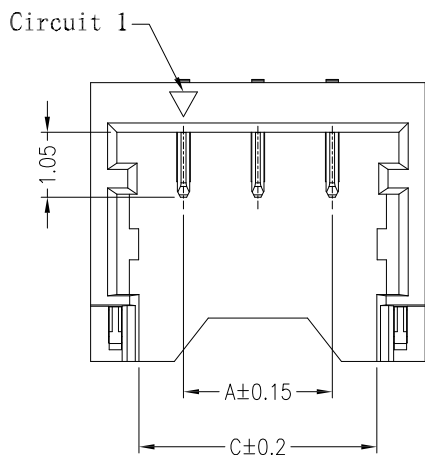
仅供参考

REV.	REVISION RECORD	DATE
A0	新图面发行	2017.06.16

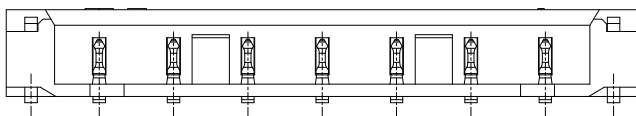


Specifications:

Poles: 02~10
 Contact resistance: $\leq 20m\Omega$
 Insulation resistance: $\geq 100M\Omega$
 Rated voltage: 50V AC DC
 Rated current: 2.0A AC DC
 Withstand Voltage: 500V AC/minute
 Temperature Range: $-25^{\circ}C \sim +85^{\circ}C$
 Housing: PA9T UL94V-0, Black
 Contacts: Phosphor Bronze Matte Sn/Gold
 Solder Tabs: Brass Matte Sn



6P With Sticking Point



7P~10P With Sticking Point

Circuits	Dimensions (mm)		
	A	B	C
02	1.20	4.20	2.64
03	2.40	5.40	3.84
04	3.60	6.60	5.04
05	4.80	7.80	6.24
06	6.00	9.00	7.44
07	7.20	10.20	8.64
08	8.40	11.40	9.84
09	9.60	12.60	11.04
10	10.80	13.80	12.24

	GENERAL TOLERANCES		SCALE: 1:1	NAME	DATE	深圳市思拓展电子有限公司 SHENZHEN SINOTOP ELECTRONICS CO., LTD 公司网址: www.szstuo.cn 公司电话: 0755-23765350 邮 箱: 2850175982@qq.com 公司传真: 0755-23765341	PART. NO:
	LINEAR	ANGLES	APPROVED				ST-WF-120-001AWR
	0.0±0.30	X° REF±6°	DESIGNER				DWG. NO:
	UNIT: MM	0.00±0.20	X° ±3°	DRAWN	肖坤权		2017.06.16
SIZE: A4	0.000±0.10	X° X'±2°				TITLE:	
						1.2mmPITCH 90° WAFER SMT TYPE	