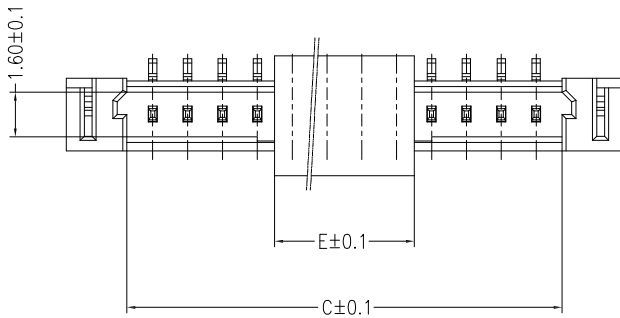
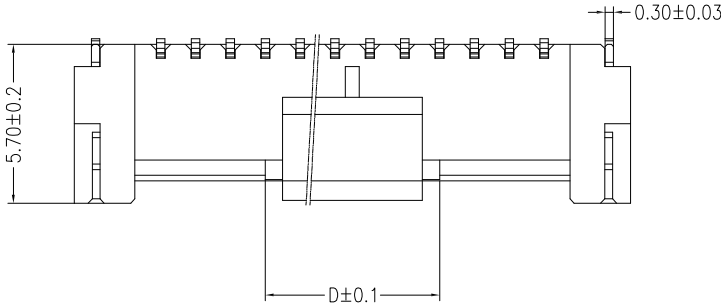
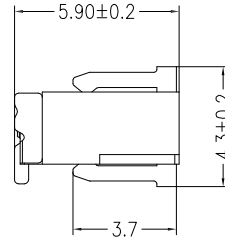
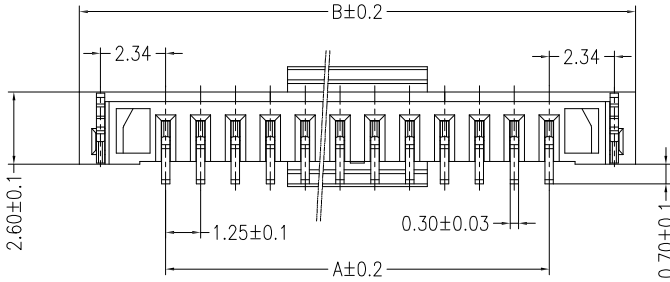


仅供参考

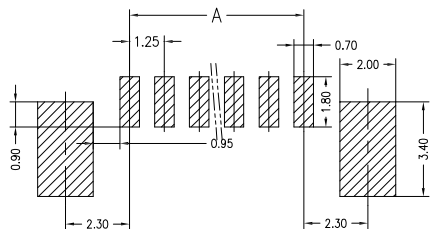
REV.	REVISION RECORD	DATE
A0	新图面发行	2017.06.16

**主要技术参数 Main Specifications**

- 线数 (Poles): 02 to 30
- 接触电阻 (Contact resistance):  $\leq 20m\Omega$
- 绝缘电阻 (Insulation resistance):  $\geq 500M\Omega$
- 额定电压 (Rated voltage): 150V AC DC
- 额定电流 (Rated current): 1.0A AC DC
- 耐电压 (Withstand Voltage): 500V AC/minute
- 温度范围 (Temperature Range):  $-25^{\circ}C \sim +85^{\circ}C$



**PCB LAYOUT**



孔位	DIM A	DIM B	DIM C	DIM D	DIM E
2pin	1.25	7.45	3.05	2.50	2.90
3pin	2.50	8.70	4.30	3.00	
4pin	3.75	9.95	5.55	3.75	
5pin	5.00	11.20	6.80	5.00	
6pin	6.25	12.45	8.05	5.00	
7pin	7.50	13.70	9.30		
8pin	8.75	14.95	10.55		
9pin	10.00	16.20	11.80		
10pin	11.25	17.45	13.05		
11pin	12.50	18.70	14.30		
12pin	13.75	19.95	15.55		
13pin	15.00	21.20	16.80		
14pin	16.25	22.45	18.05		
15pin	17.50	23.70	19.30		
16pin	18.75	24.95	20.55		
17pin	20.00	26.20	21.80		
18pin	21.25	27.45	23.05		
19pin	22.50	28.70	24.30		
20pin	23.75	29.95	25.55		
21pin	25.00	31.20	26.80		
22pin	26.25	32.45	28.05		
23pin	27.50	33.70	29.30		
24pin	28.75	34.95	30.55		
25pin	30.00	36.20	31.80		
26pin	31.25	37.45	33.05		
27pin	32.50	38.70	34.30		
28pin	33.75	39.95	35.55		
29pin	35.00	41.20	36.80		
30pin	36.25	42.45	38.05		

D	CAP	1 PCS	LCP	UL 94V-0, COLOR:BEIGE
C	SOLDER TAB	2 PCS	PhosphorBronze	MATTE Sn-plated
B	CONTACT	2~30 PCS	PhosphorBronze	MATTE Sn-plated
A	HOUSING	1 PCS	LCP	UL 94V-0, COLOR:BEIGE
ITEM	COMPONENT	Q'TY	MATERIAL	FINISH

	GENERAL TOLERANCES		SCALE: 1:1	NAME	DATE
	LINEAR	ANGLES	APPROVED		
	0.0±0.30	X° REF±6°	DESIGNER		
	UNIT: MM	0.00±0.20	X° ±3°	DRAWN	肖坤权
SIZE: A4	0.000±0.10	X° X'±2°			

**深圳市思拓展电子有限公司**  
 SHENZHEN SINOTOP ELECTRONICS CO., LTD  
 公司网址: www.szstuo.cn 公司电话: 0755-23765350  
 邮 箱: 2850175982@qq.com 公司传真: 0755-23765341

TITLE: 1.25mmPITCH 180° WAFER SMT TYPE

PART. NO:	ST-WF-125-005AWV
DWG. NO:	
REV:	A0
SHEET:	1/1

1  
2  
3  
4  
5  
6  
7  
8

1  
2  
3  
4  
5  
6  
7  
8

A B C D E F G H