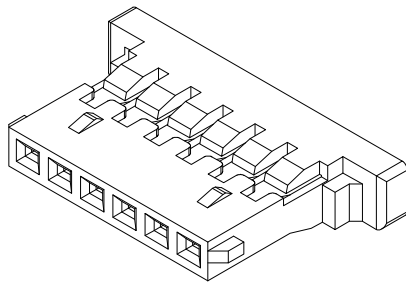


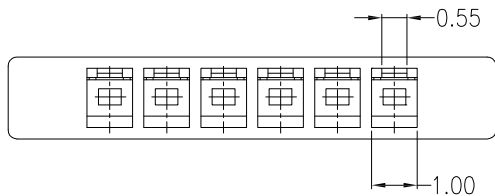
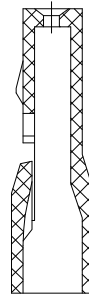
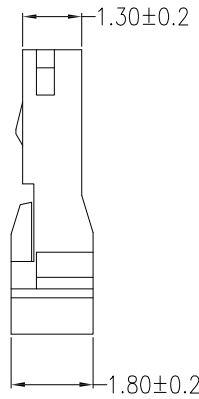
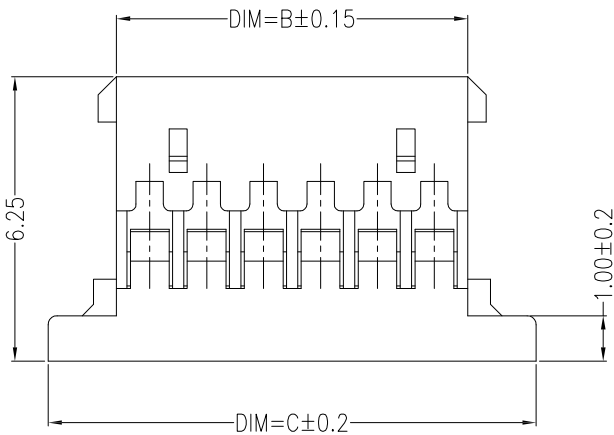
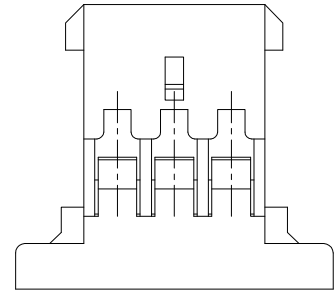
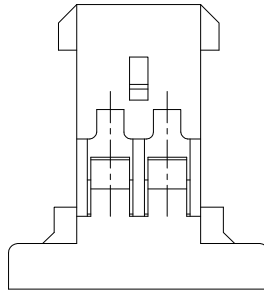
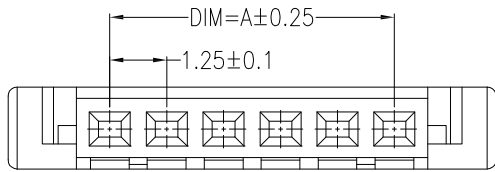
仅供参考

REV.	REVISION RECORD	DATE
A0	新图面发行	2017.06.16



主要技术参数 Main Specifications

- 线数 (Poles): 02 to 30
- 接触电阻 (Contact resistance): $\leq 20m\Omega$
- 绝缘电阻 (Insulation resistance): $\geq 100M\Omega$
- 额定电压 (Rated voltage): 125 V AC DC
- 额定电流 (Rated current): 1.0A AC DC
- 耐电压 (Withstand Voltage): 500V AC/minute
- 温度范围 (Temperature Range): $-25^{\circ}C \sim +105^{\circ}C$



Circuits	Dimensions (mm)		
	DIM=A	DIM=B	DIM=C
02	1.25	2.72	5.72
03	2.50	3.97	6.97
04	3.75	5.22	8.22
05	5.00	6.47	9.47
06	6.25	7.72	10.72
07	7.50	8.97	11.97
08	8.75	10.22	13.22
09	10.00	11.47	14.47
10	11.25	12.72	15.72
11	12.50	13.97	16.97
12	13.75	15.22	18.22
13	15.00	16.47	19.47
14	16.25	17.72	20.72
15	17.50	18.97	21.97
20	23.75	25.22	28.22
30	36.25	27.72	40.72

A	HOUSING	2~30 PCS	PA66	COLOR:WHITE
ITFM	COMPONENT	Q'TY	MATERIAL	FINISH

	GENERAL TOLERANCES		SCALE: 1:1	NAME	DATE
	LINEAR	ANGLES	APPROVED		
UNIT: MM	0.00±0.20	X° REF±6°	DESIGNER		
SIZE: A4	0.000±0.10	X° X'±2°	DRAWN	肖坤权	2017.06.16

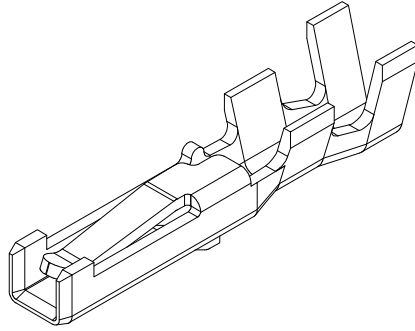
深圳市思拓展电子有限公司
 SHENZHEN SINOTOP ELECTRONICS CO., LTD
 公司网址: www.szstuo.cn 公司电话: 0755-23765350
 邮 箱: 2850175982@qq.com 公司传真: 0755-23765341

TITLE:
1.25mmPITCH HOUSING

PART. NO:	ST-WF-125-004Y
DWG. NO:	
REV:	A0
SHEET:	1/1

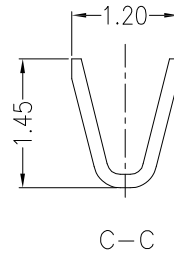
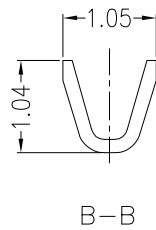
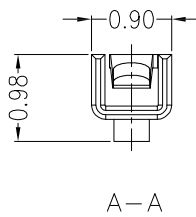
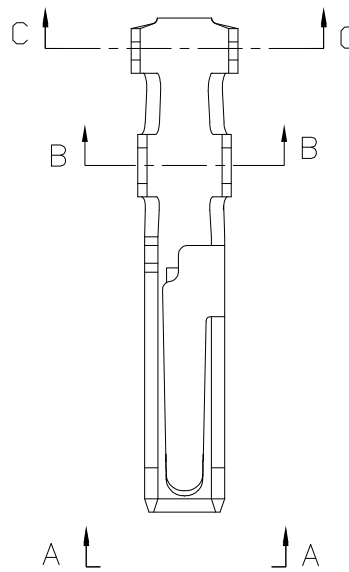
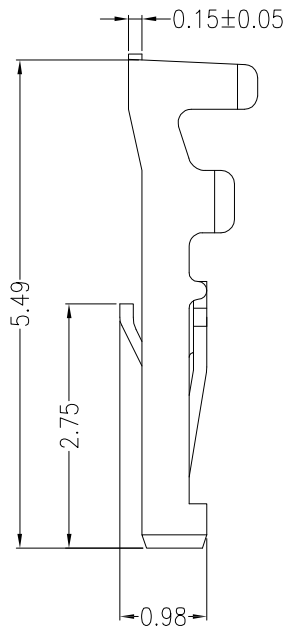
仅供参考

REV.	REVISION RECORD	DATE
A0	新图面发行	2017.06.16



Specifications:

- Contact resistance: $\leq 20m\Omega$
- Insulation resistance: $\geq 100M\Omega$
- Rated voltage: 125V AC DC
- Rated current: 1.0A AC DC
- Withstand Voltage: 500V AC/minute
- Temperature Range: $-25^{\circ}C \sim +85^{\circ}C$



Wire Range	Insulation O. D.	Material	Finish	Qty/Reel
AWG #28~#32	0.90mm (max)	Phosphor bronze	Tin-plated	10,000 pcs

	GENERAL TOLERANCES		SCALE: 1:1	NAME	DATE	深圳市思拓展电子有限公司 SHENZHEN SINOTOP ELECTRONICS CO., LTD 公司网址: www.szstuo.cn 公司电话: 0755-23765350 邮箱: 2850175982@qq.com 公司传真: 0755-23765341	PART. NO:
	LINEAR	ANGLES	APPROVED				ST-WF-125-004T
UNIT: MM	0.00±0.30	X° REF±6°	DESIGNER			TITLE:	DWG. NO:
SIZE: A4	0.000±0.10	X° X'±2°	DRAWN	肖坤权	2017.06.16	1. 2.5mm PITCH TERMINAL	REV: A0 SHEET: 1/1