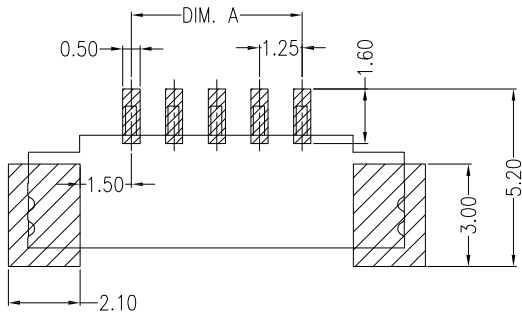
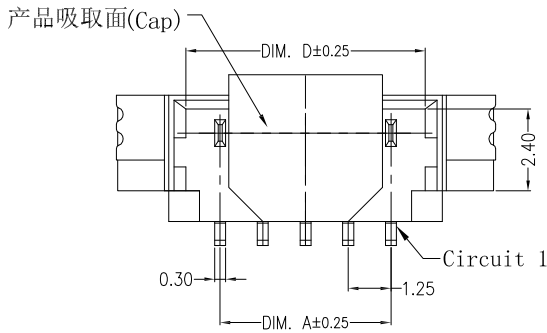
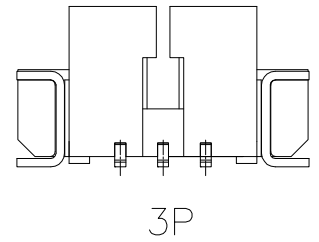
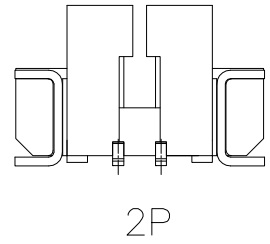
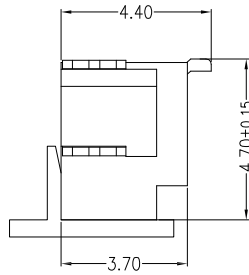
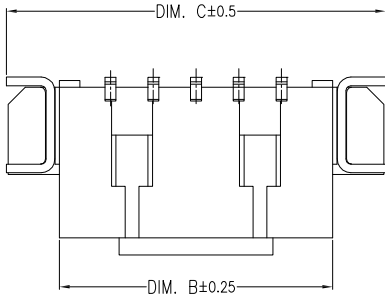
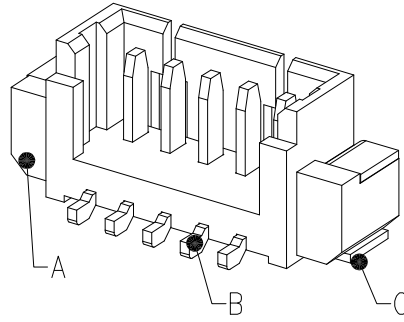


仅供参考

REV.	REVISION RECORD	DATE
A0	新图面发行	2017.06.16

主要技术参数 Main Specifications

- 线数 (Poles): 02 to 16
- 接触电阻 (Contact resistance): $\leq 20m\Omega$
- 绝缘电阻 (Insulation resistance): $\geq 100M\Omega$
- 额定电压 (Rated voltage): 125 V AC DC
- 额定电流 (Rated current): 1.0A AC DC
- 耐电压 (Withstand Voltage): 500V AC/minute
- 温度范围 (Temperature Range): $-25^{\circ}C \sim +105^{\circ}C$



SUGGESTED PCB LAYOUT

Circuit	Dimensions (mm)			
	A	B	C	D
02	1.25	4.25	7.75	3.20
03	2.50	5.50	9.00	4.45
04	3.75	6.75	10.25	5.70
05	5.00	8.00	11.50	6.95
06	6.25	9.25	12.75	8.20
07	7.50	10.50	14.00	9.45
08	8.75	11.75	15.25	10.70
09	10.00	13.00	16.50	11.95
10	11.25	14.25	17.75	13.20
11	12.50	15.50	19.00	14.45
12	13.75	16.75	20.25	15.70
13	15.00	18.00	21.50	16.95
14	16.25	19.25	22.75	18.20
15	17.50	20.50	24.00	19.45
16	18.75	21.75	25.25	20.70

C	SOLDER TAB	2 PCS	Brass	Sn-plated
B	CONTACT	n PCS	PhosphorBronze	Sn-plated
A	PEDESTAL	1 PCS	LCP	UL 94V-0, COLOR:BEIGE
ITEM	COMPONENT	Q'TY	MATERIAL	FINISH

	GENERAL TOLERANCES		SCALE: 1:1	NAME	DATE	深圳市思拓展电子有限公司 SHENZHEN SINOTOP ELECTRONICS CO., LTD 公司网址: www.szstuo.cn 公司电话: 0755-23765350 邮箱: 2850175982@qq.com 公司传真: 0755-23765341	PART. NO:
	LINEAR	ANGLES	APPROVED				ST-WF-125-001AWV
	0.0 ± 0.30	X° REF ± 6°	DESIGNER				DWG. NO:
	UNIT: MM	0.00 ± 0.20	X° ± 3°	DRAWN	肖坤权		2017.06.16
SIZE: A4	0.000 ± 0.10	X° X' ± 2°				1.25mm PITCH 180° WAFER SMT TYPE	REV: A0 SHEET: 1/1