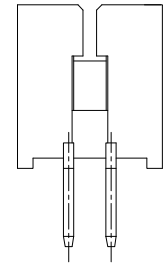
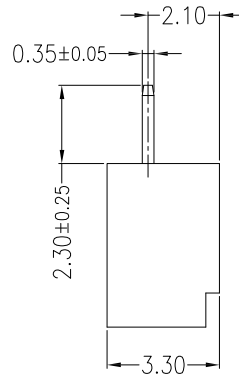
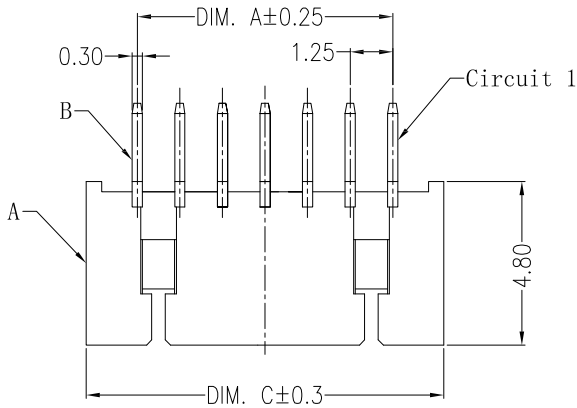
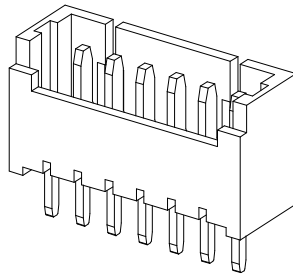


仅供参考

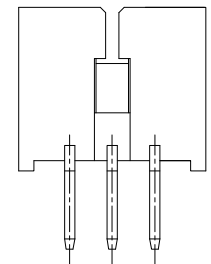
REV.	REVISION RECORD	DATE
A0	新图面发行	2017.06.16

主要技术参数 Main Specifications

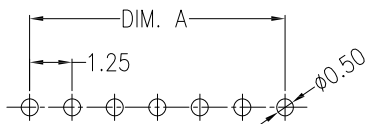
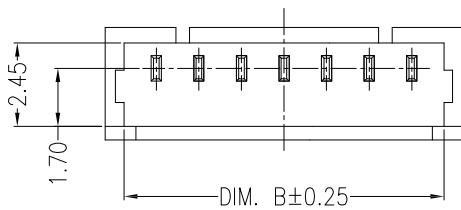
线数 (Poles): 02 to 16  
 接触电阻 (Contact resistance):  $\leq 20m\Omega$   
 绝缘电阻 (Insulation resistance):  $\geq 100M\Omega$   
 额定电压 (Rated voltage): 125 V AC DC  
 额定电流 (Rated current): 1.0A AC DC  
 耐电压 (Withstand Voltage): 500V AC/minute  
 温度范围 (Temperature Range):  $-25^{\circ}C \sim +85^{\circ}C$



2P



3P



SUGGESTED PCB LAYOUT  
(COMPONENT SIDE)

Circuits	Dimensions (mm)		
	DIM. A	DIM. B	DIM. C
02	1.25	3.20	4.25
03	2.50	4.45	5.50
04	3.75	5.70	6.75
05	5.00	6.95	8.00
06	6.25	8.20	9.25
07	7.50	9.45	10.50
08	8.75	10.70	11.75
09	10.00	11.95	13.00
10	11.25	13.20	14.25
11	12.50	14.45	15.50
12	13.75	15.70	16.75
13	15.00	16.95	18.00
14	16.25	18.20	19.25
15	17.50	19.45	20.50
16	18.75	20.70	21.75

B	CONTACT	2~16PCS	Brass	Sn-plated
A	PEDESTAL	1 PCS	PA46/LCP	UL 94V-0, COLOR:BEIGE
ITEM	COMPONENT	Q'TY	MATERIAL	FINISH

	GENERAL TOLERANCES		SCALE: 1:1	NAME	DATE	深圳市思拓展电子有限公司 SHENZHEN SINOTOP ELECTRONICS CO., LTD 公司网址: www.szstuo.cn 公司电话: 0755-23765350 电子邮箱: 2850175982@qq.com 公司传真: 0755-23765341	PART. NO:
	LINEAR	ANGLES	APPROVED				ST-WF-125-001A
	0.0 ± 0.30	X° REF ± 6°	DESIGNER				DWG. NO:
	UNIT: MM	0.00 ± 0.20	X° ± 3°	DRAWN	肖坤权		2017.06.16
SIZE: A4	0.000 ± 0.10	X° X' ± 2°	TITLE: 1.25mm PITCH 180° WAFER DIP TYPE				