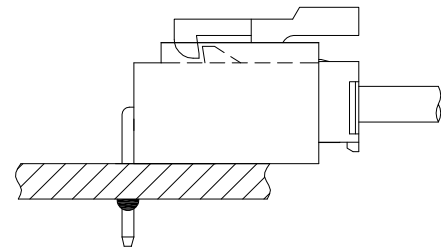
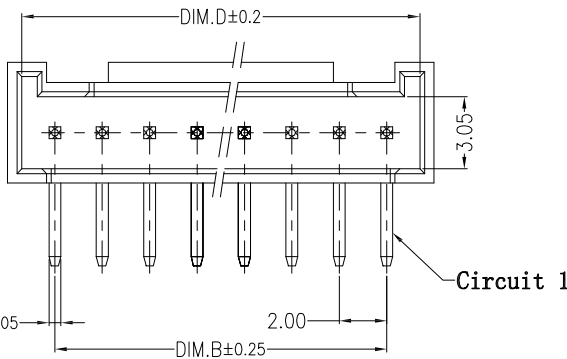
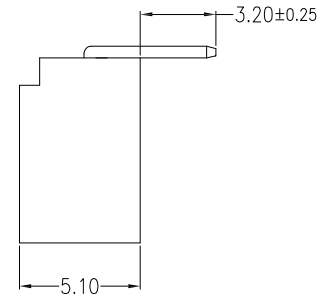
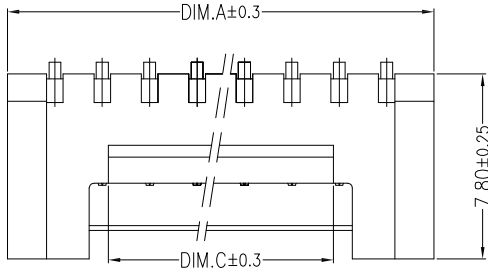
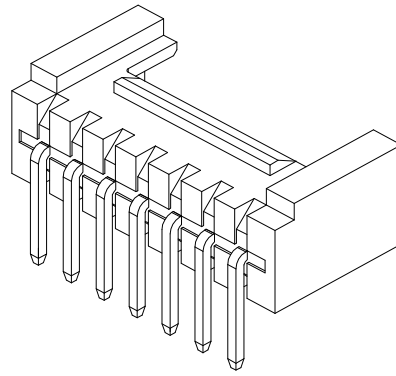


仅供参考

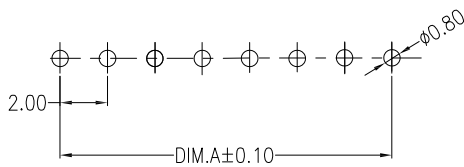
REV.	REVISION RECORD	DATE
A0	新图面发行	2017.06.16

主要技术参数 Main Specifications

- 线 数 (Poles): 02 to 16
- 接触电阻 (Contact resistance): $\leq 20m\Omega$
- 绝缘电阻 (Insulation resistance): $\geq 1000M\Omega$
- 额定电压 (Rated voltage): 250V AC DC
- 额定电流 (Rated current): 2.0A AC DC
- 耐 电 压 (Withstand Voltage): 1000V AC/minute
- 温度范围 (Temperature Range): $-25^{\circ}C \sim +85^{\circ}C$



Assembly Layout



SUGGESTED PCB LAYOUT

Circuits	Dimensions (mm)			
	DIM. A	DIM. B	DIM. C	DIM. D
02	6.00	2.00	2.70	4.90
03	8.00	4.00	3.00	6.90
04	10.00	6.00	4.00	8.90
05	12.00	8.00	6.00	10.90
06	14.00	10.00	8.00	12.90
07	16.00	12.00	10.00	14.90
08	18.00	14.00	12.00	16.90
09	20.00	16.00	14.00	18.90
10	22.00	18.00	16.00	20.90
11	24.00	20.00	18.00	22.90
12	26.00	22.00	20.00	24.90
13	28.00	24.00	22.00	26.90
14	30.00	26.00	24.00	28.90
15	32.00	28.00	26.00	30.90
16	34.00	30.00	28.00	32.90

ITEM	COMPONENT	Q'TY	MATERIAL	FINISH
B	CONTACT	2~16 PCS	Brass	Tin-plated
A	PEDESTAL	1 PCS	PA66	COLOR:WHITE

	GENERAL TOLERANCES		SCALE: 1:1	NAME	DATE	深圳市思拓展电子有限公司 SHENZHEN SINOTOP ELECTRONICS CO., LTD 公司网址: www.szstuo.cn 公司电话: 0755-23765350 邮 箱: 2850175982@qq.com 公司传真: 0755-23765341	PART. NO:
	LINEAR	ANGLES	APPROVED				ST-WF-200-002AW
	0.0±0.30	X° REF±6°	DESIGNER				DWG. NO:
	UNIT: MM	0.00±0.20	X° ±3°	DRAWN	肖坤权		2017.06.16
SIZE: A4	0.000±0.10	X° X'±2°				TITLE: 2.00mmPITCH 90° WAFER DIP TYPE	