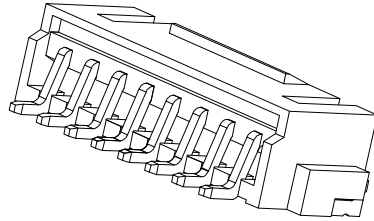


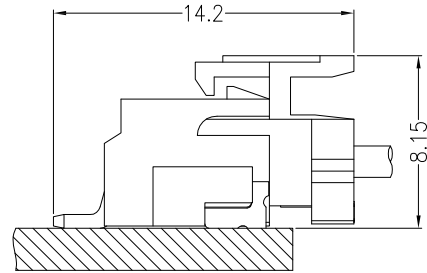
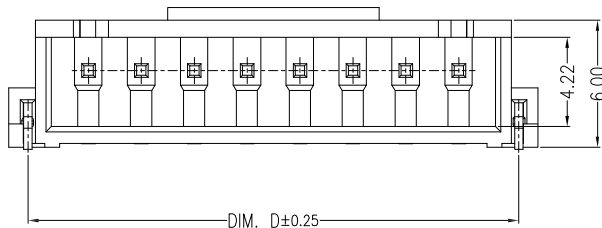
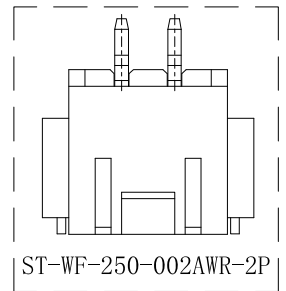
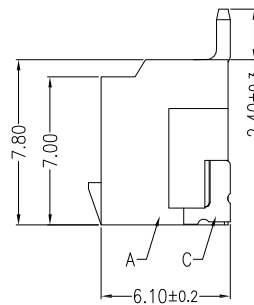
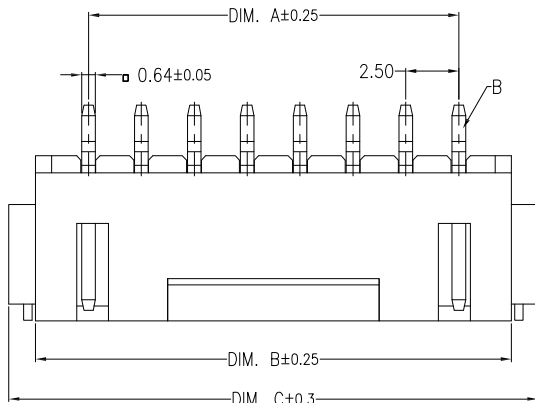
仅供参考

REV.	REVISION RECORD	DATE
A0	新图面发行	2017.06.16

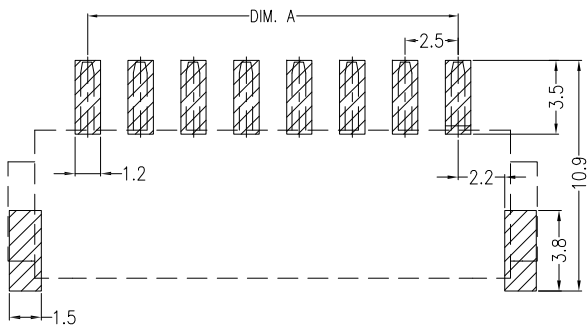


主要技术参数 Main Specifications

- 线数 (Poles): 02 to 16
- 接触电阻 (Contact resistance):  $\leq 20m\Omega$
- 绝缘电阻 (Insulation resistance):  $\geq 1000M\Omega$
- 额定电压 (Rated voltage): 250V AC DC
- 额定电流 (Rated current): 3.0A AC DC
- 耐电压 (Withstand Voltage): 1000V AC/minute
- 温度范围 (Temperature Range):  $-25^{\circ}C \sim +105^{\circ}C$



Assembly Layout



SUGGESTED PCB LAYOUT

Circuit	Dimensions (mm)			
	DIM. A	DIM. B	DIM. C	DIM. D
02	2.50	7.50	10.00	8.20
03	5.00	10.00	12.50	10.70
04	7.50	12.50	15.00	13.20
05	10.00	15.00	17.50	15.70
06	12.50	17.50	20.00	18.20
07	15.00	20.00	22.50	20.70
08	17.50	22.50	25.00	23.20
09	20.00	25.00	27.50	25.70
10	22.50	27.50	30.00	28.20
11	25.00	30.00	32.50	30.70
12	27.50	32.50	35.00	33.20
13	30.00	35.00	37.50	35.70
14	32.50	37.50	40.00	38.20
15	35.00	40.00	42.50	40.70
16	37.50	42.50	45.00	43.20

C	SOLDER TAB	2 PCS	Brass	Sn-plated
B	CONTACT	2~16 PCS	Brass	Sn-plated
A	PEDESTAL	1 PCS	LCP	UL 94V-0, COLOR:BEIGE
ITEM	COMPONENT	Q'TY	MATERIAL	FINISH

	GENERAL TOLERANCES		SCALE: 1:1	NAME	DATE
	LINEAR	ANGLES	APPROVED		
UNIT: MM	0.0±0.30	X° REF±6°	DESIGNER		
SIZE: A4	0.000±0.10	X° X'±2°	DRAWN	肖坤权	2017.06.16

深圳市思拓展电子有限公司  
 SHENZHEN SINOTOP ELECTRONICS CO., LTD  
 公司网址: www.szstuo.cn 公司电话: 0755-23765350  
 邮 箱: 2850175982@qq.com 公司传真: 0755-23765341

PART. NO:	ST-WF-250-002AWR	
DWG. NO:		
REV:	A0	SHEET: 1/1

TITLE: 2.50mmPITCH 90° WAFER SMT TYPE