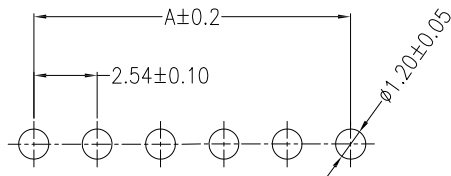
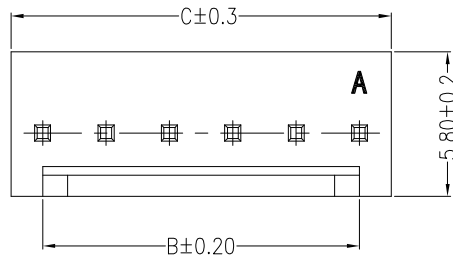
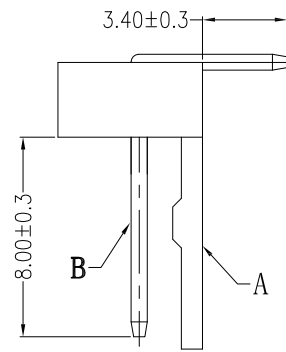
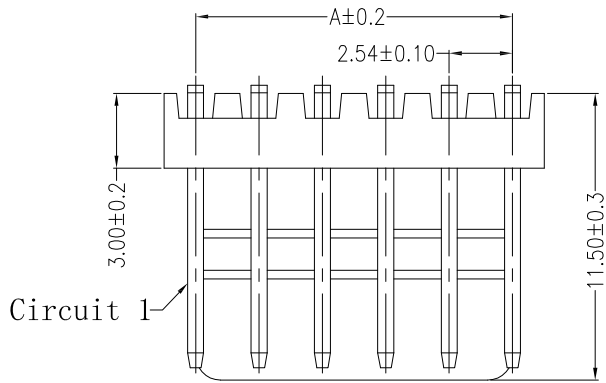


仅供参考

REV.	REVISION RECORD	DATE
A0	新图面发行	2017.06.16

主要技术参数 Main Specifications

线 数 (Poles): 02 to 20
 接触电阻 (Contact resistance): $\leq 20m\Omega$
 绝缘电阻 (Insulation resistance): $\geq 1000M\Omega$
 额定电压 (Rated voltage): 250V AC DC
 额定电流 (Rated current): 2.5A AC DC
 耐 电 压 (Withstand Voltage): 1500V AC/minute
 温度范围 (Temperature Range) : $-25^{\circ}C \sim +85^{\circ}C$



SUGGESTED PCB LAYOUT (COMPONENT SIDE)

Circuits	Dimensions (mm)		
	A	B	C
02	2.54	2.54	5.08
03	5.08	5.08	7.62
04	7.62	7.62	10.16
05	10.16	10.16	12.70
06	12.70	12.70	15.24
07	15.24	15.24	17.78
08	17.78	17.78	20.32
09	30.32	30.32	22.86
10	22.86	22.86	25.40
11	25.40	25.40	27.94
12	27.94	27.94	30.48
13	30.84	30.84	33.02
14	33.02	33.02	35.56
15	35.56	35.56	38.10
16	38.10	38.10	40.64
17	40.64	40.64	43.18
18	43.18	43.18	45.72
19	45.72	45.72	48.26
20	48.26	48.26	50.80

B	CONTACT	n PCS	Brass	Tin-plated
A	PEDESTAL	1 PCS	PA66	COLOR:WHITE
ITEM	COMPONENT	Q'TY	MATERIAL	FINISH

	GENERAL TOLERANCES		SCALE: 1:1	NAME	DATE	深圳市思拓展电子有限公司 SHENZHEN SINOTOP ELECTRONICS CO., LTD 公司网址: www.szstuo.cn 公司电话: 0755-23765350 邮 箱: 2850175982@qq.com 公司传真: 0755-23765341	PART. NO: ST-WF-254-003AW
	LINEAR	ANGLES	APPROVED				DWG. NO:
UNIT: MM	0.00±0.30	X° REF±6°	DESIGNER			TITLE: 2.54mmPITCH 90° WAFER DIP TYPE	REV: A0 SHEET: 1/1
SIZE: A4	0.000±0.10	X° X'±2°	DRAWN	肖坤权	2017.06.16		