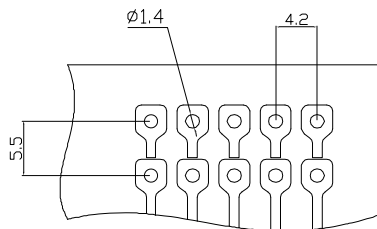
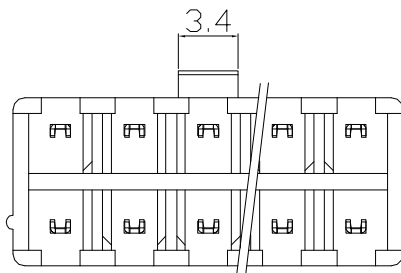
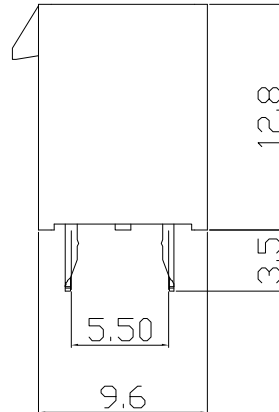
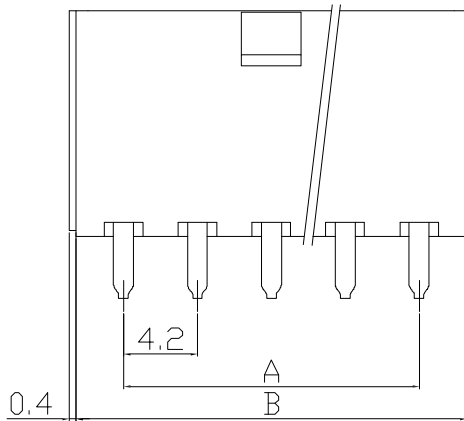


仅供参考

REV.	REVISION RECORD	DATE
A0	新图面发行	2017.06.16

主要技术参数 Main Specifications

线数 (Poles): 02 to 24
 接触电阻 (Contact resistance): $\leq 15m\Omega$
 绝缘电阻 (Insulation resistance): $\geq 1000M\Omega$
 额定电压 (Rated voltage): 300V AC DC
 额定电流 (Rated current): 9.0A AC DC
 耐电压 (Withstand Voltage): 1500V AC/minute
 温度范围 (Temperature Range): $-25^{\circ}C \sim +85^{\circ}C$



PCB Layout

Poles	Dimensions mm	
	A	B
2		5.40
4	4.20	9.60
6	8.40	13.80
8	12.60	18.00
10	16.80	22.20
12	21.00	26.40
14	25.20	30.60
16	29.40	34.80
18	33.60	39.00
20	37.80	43.20
22	42.00	47.40
24	46.20	51.60

2	Wafer 针	Brass Tin 黄铜镀锡	N		
1	Housing 基座	PA66 (UL94V-0/V-2)	1	White (白色)	
序号	图号	名称	材料	数量	附注

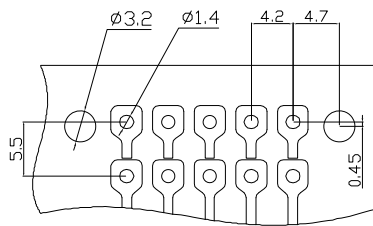
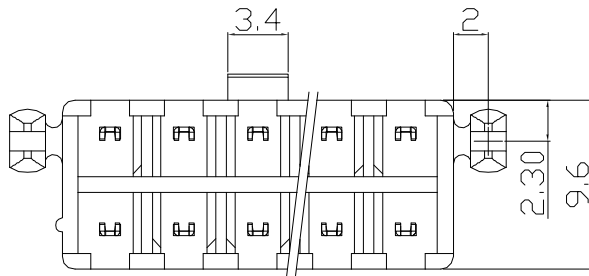
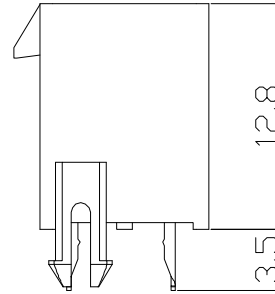
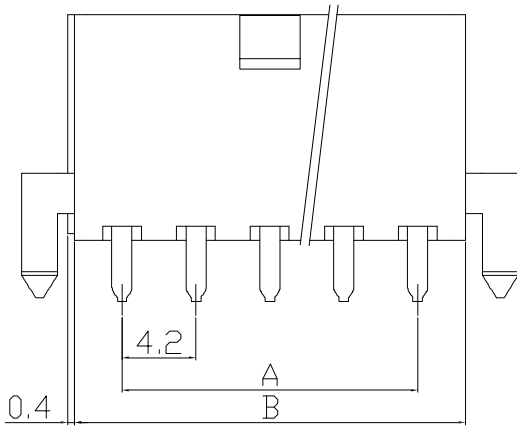
	GENERAL TOLERANCES		SCALE: 1:1	NAME	DATE	深圳市思拓展电子有限公司 SHENZHEN SINOTOP ELECTRONICS CO., LTD 公司网址: www.szstuo.cn 公司电话: 0755-23765350 邮 箱: 2850175982@qq.com 公司传真: 0755-23765341	PART. NO: ST-WF-420-001A2
	LINEAR	ANGLES					
UNIT: MM	0.00±0.20	X° REF±6°	DESIGNER			TITLE:	DWG. NO:
SIZE: A4	0.000±0.10	X° X'±2°	DRAWN	肖坤权	2017.06.16	4.20mmPITCH 180° WAFER DIP TYPE	REV: A0 SHEET: 1/1

仅供参考

REV.	REVISION RECORD	DATE
A0	新图面发行	2017.06.16

主要技术参数 Main Specifications

线数 (Poles): 02 to 24
 接触电阻 (Contact resistance): $\leq 15\text{m}\Omega$
 绝缘电阻 (Insulation resistance): $\geq 1000\text{M}\Omega$
 额定电压 (Rated voltage): 300V AC DC
 额定电流 (Rated current): 9.0A AC DC
 耐电压 (Withstand Voltage): 1500V AC/minute
 温度范围 (Temperature Range): $-25^{\circ}\text{C} \sim +85^{\circ}\text{C}$



PCB Layout

Poles	Dimensions mm	
	A	B
2		5.40
4	4.20	9.60
6	8.40	13.80
8	12.60	18.00
10	16.80	22.20
12	21.00	26.40
14	25.20	30.60
16	29.40	34.80
18	33.60	39.00
20	37.80	43.20
22	42.00	47.40
24	46.20	51.60

2	Wafer 针	Brass Tin 黄铜镀锡	N	
1	Housing 基座	PA66 (UL94V-0/V-2)	1	White (白色)
序号	图号	名称	材料	数量 附注

	GENERAL TOLERANCES		SCALE: 1:1	NAME	DATE	深圳市思拓展电子有限公司 SHENZHEN SINOTOP ELECTRONICS CO., LTD 公司网址: www.szstuo.cn 公司电话: 0755-23765350 邮 箱: 2850175982@qq.com 公司传真: 0755-23765341	PART. NO: ST-WF-420-001AD2
	LINEAR	ANGLES	APPROVED				DWG. NO:
	0.0±0.30	X° REF±6°	DESIGNER				
UNIT: MM	0.00±0.20	X° ±3°	DESIGNER			TITLE: 4.20mm PITCH 180° WAFER DIP TYPE	REV: A0 SHEET: 1/1
SIZE: A4	0.000±0.10	X° X'±2°	DRAWN	肖坤权	2017.06.16		